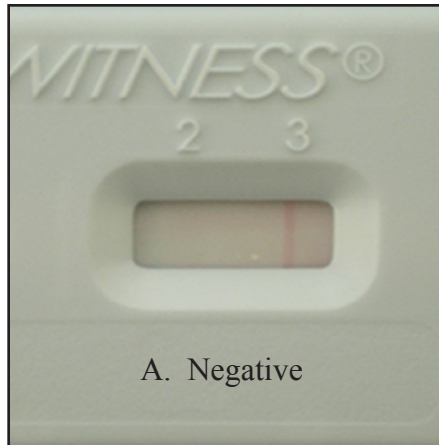


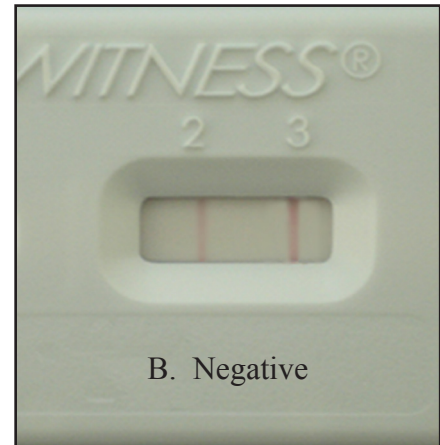
Technical Bulletin

Witness® LH Interpretation Guide

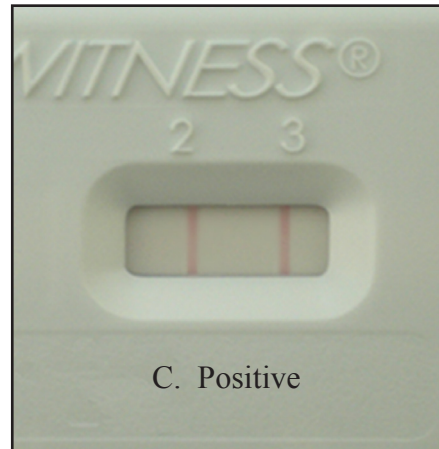
For accurate interpretation of Witness® LH results, refer to the references below. The pictures and text explain examples of negative and positive results using the Witness® LH test kit.



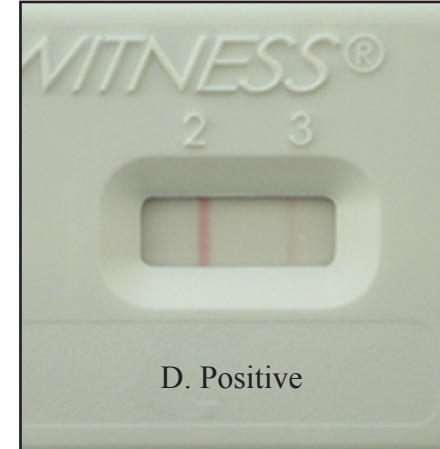
A. Test Line “2” is not evident or it is lighter than Control Line “3”.



B. Test Line “2” is lighter than Control Line “3”.



C. Test Line “2” is similar to Control Line “3”.



D. Test Line “2” is darker than Control Line “3”.

Refer to the Witness® LH Direction Insert for test procedure, technique and detailed information about the Witness® LH test.

If you have any questions please contact Synbiotics Technical Services at 816-464-3500 or email to technicalservice@synbiotics.com.

Sincerely

Synbiotics Technical Support

Please visit our website at www.synbiotics.com

03-2703-0707